

Scaled data based on original data using
LM-79-08 Approved Method: Electrical and Photometric Measurements of Solid-
State Lighting Products

Test Report Prepared for
Cooper Lighting Solutions
(formerly Eaton)

Brand: McGRAW-EDISON

Report Number: P939213

Luminaire Tested: **GALN-SB1C-950-U-T1**

Issue Date: 1/21/2025

Test Information

Test Method: LM-79-08
Report Number: P939213
TEST IS SCALED FROM IESNA LM-79-08 TEST DATA (G2-2405-108-2)
Test Lab: INNOVATION CENTER
Issue Date: 1/21/2025
Manufacturer: COOPER LIGHTING SOLUTIONS (FORMERLY EATON)
Product Line: McGRAW-EDISON
Catalog Number: GALN-SB1C-950-U-T1
Description: GALLEON AREA AND ROADWAY HIGH DENSITY LED LUMINAIRE
(1) 90 CRI, 5000K, 615mA LIGHTSQUARE WITH 26 LEDS AND TYPE I OPTICS
Light Source: -
Ballast/Driver: -

Summary

Lumens per Lamp: N/A
Luminaire Lumens: 5156 lumens
Efficiency: N/A
Efficacy: 94.8 lumens/watt
Luminous Opening: Rectangular (W 0.5' x L: 0.5' x H: 0')
IES Classification: Type I - Short
BUG Rating: B2 - U0 - G2

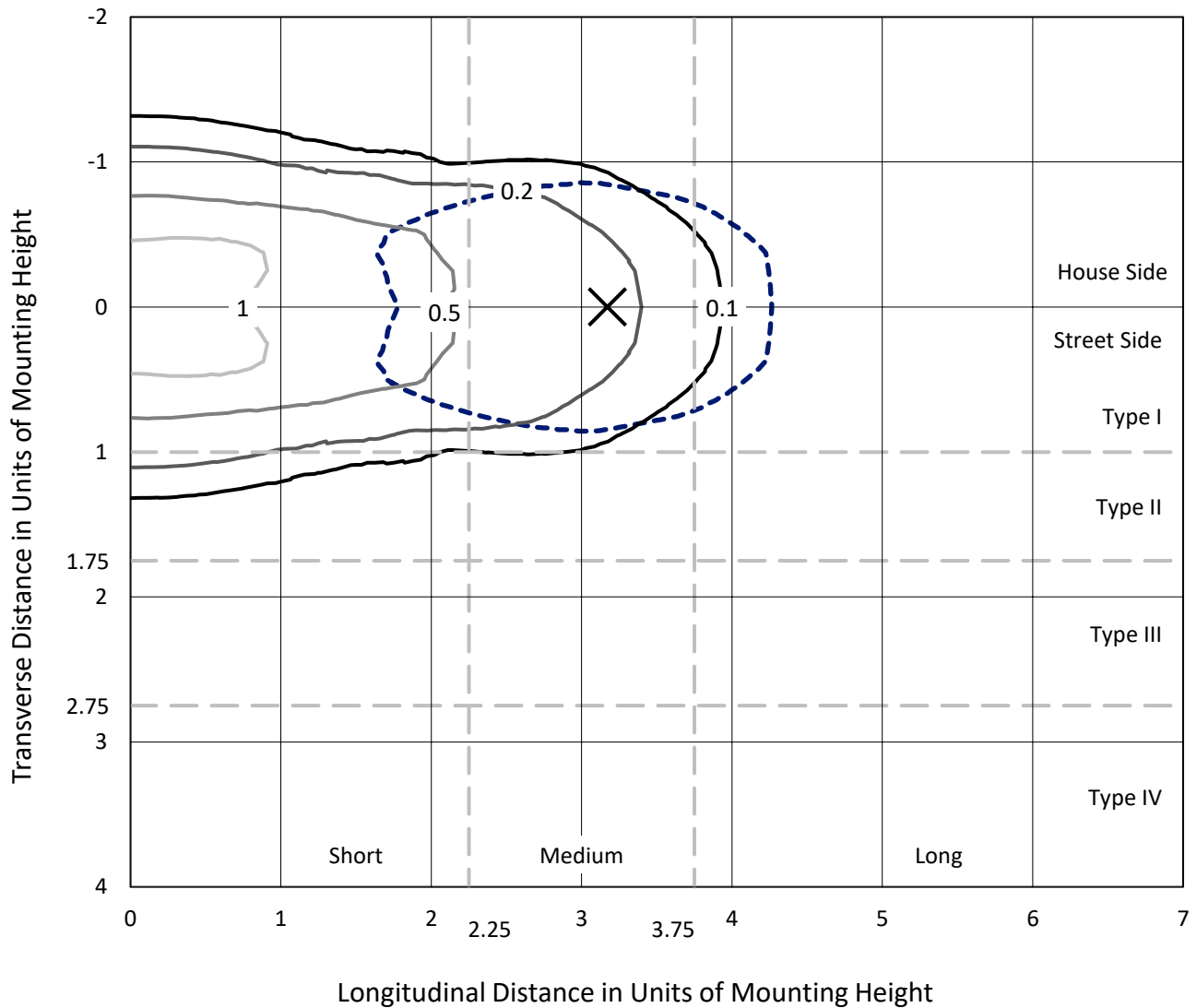
Input Watts (W): 54.4
Input Voltage (V): NR
Input Current (Ain): NR
Voltage Rise (V): NR
Power Factor: NR
Total Harmonic Distortion (THDi): NR
Frequency (hertz): 60
Stabilization Time: NR
Operation Time: NR
Ambient Temperature (°C): NR
Test Distance: 24 FT



REPORT NUMBER: P939213
 CATALOG NUMBER: GALN-SB1C-950-U-T1

Iso-Footcandle Lines of Horizontal Illumination

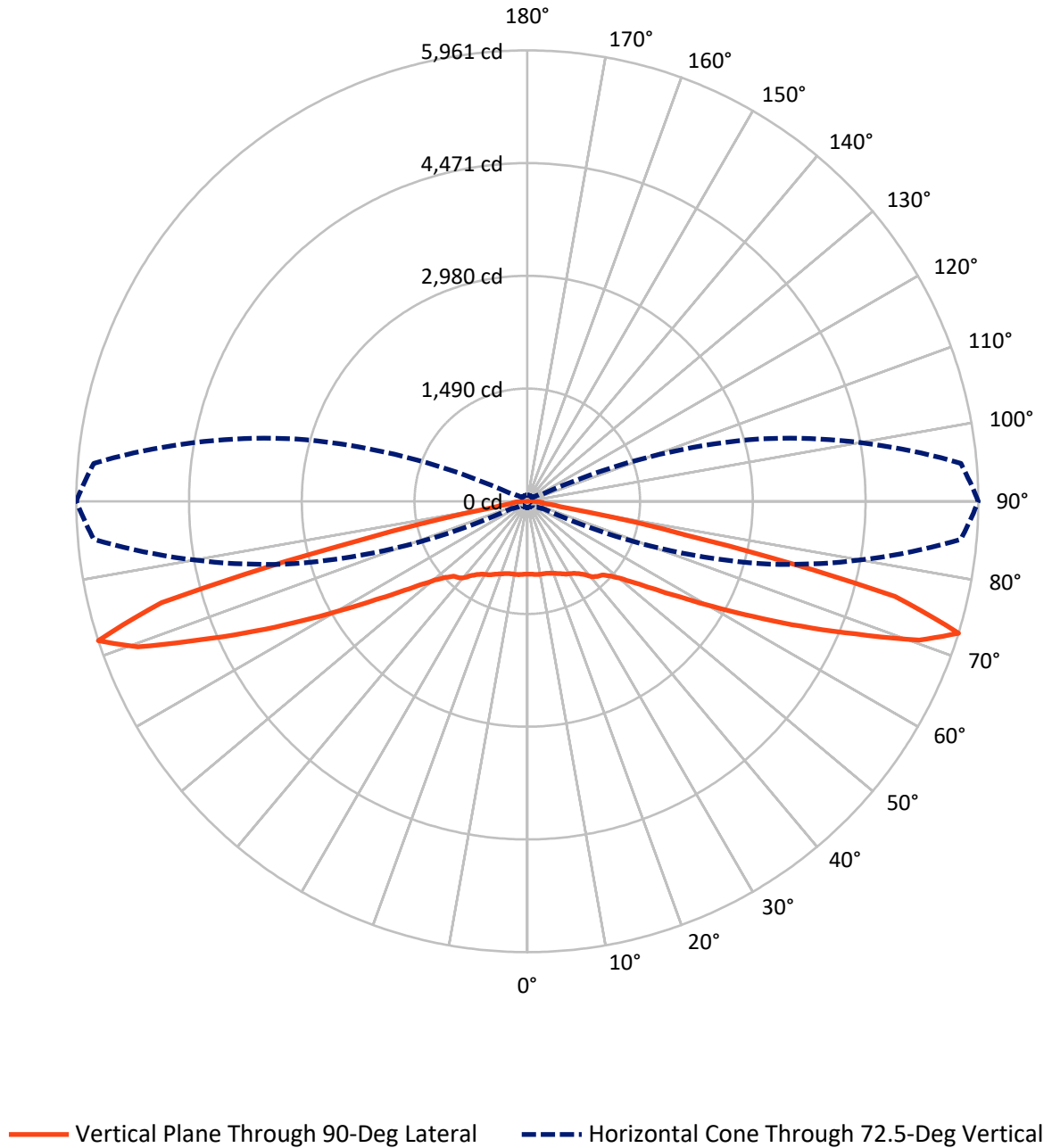
× Max cd
 - - - 1/2 Max cd



Based on 25 foot mounting height. Maximum calculated value = 1.5 fc
 Type I - Short - N/A

REPORT NUMBER: P939213
CATALOG NUMBER: GALN-SB1C-950-U-T1

Luminous Intensity Polar Plot



REPORT NUMBER: P939213
 CATALOG NUMBER: GALN-SB1C-950-U-T1

FLUX DISTRIBUTION:

		Downward	Upward	Total
House Side	Lumens	2578.0	0.0	2578.0
	% Fixture	50.0	0.0	50.0
Street Side	Lumens	2578.0	0.0	2578.0
	% Fixture	50.0	0.0	50.0
Total	Lumens	5156.0	0.0	5156.0
	% Fixture	100.0	0.0	100.0

ZONAL LUMENS:

Zone	Lumens	% Fixture
0°-10°	93.4	1.8
10°-20°	285.6	5.5
20°-30°	476.3	9.2
30°-40°	655.0	12.7
40°-50°	800.0	15.5
50°-60°	925.2	17.9
60°-70°	1103.2	21.4
70°-80°	770.0	14.9
80°-90°	47.3	0.9
90°-100°	0.0	0.0
100°-110°	0.0	0.0
110°-120°	0.0	0.0
120°-130°	0.0	0.0
130°-140°	0.0	0.0
140°-150°	0.0	0.0
150°-160°	0.0	0.0
160°-170°	0.0	0.0
170°-180°	0.0	0.0
0°-90°	5156.0	100.0
0°-180°	5156.0	100.0

Coefficient of Utilization



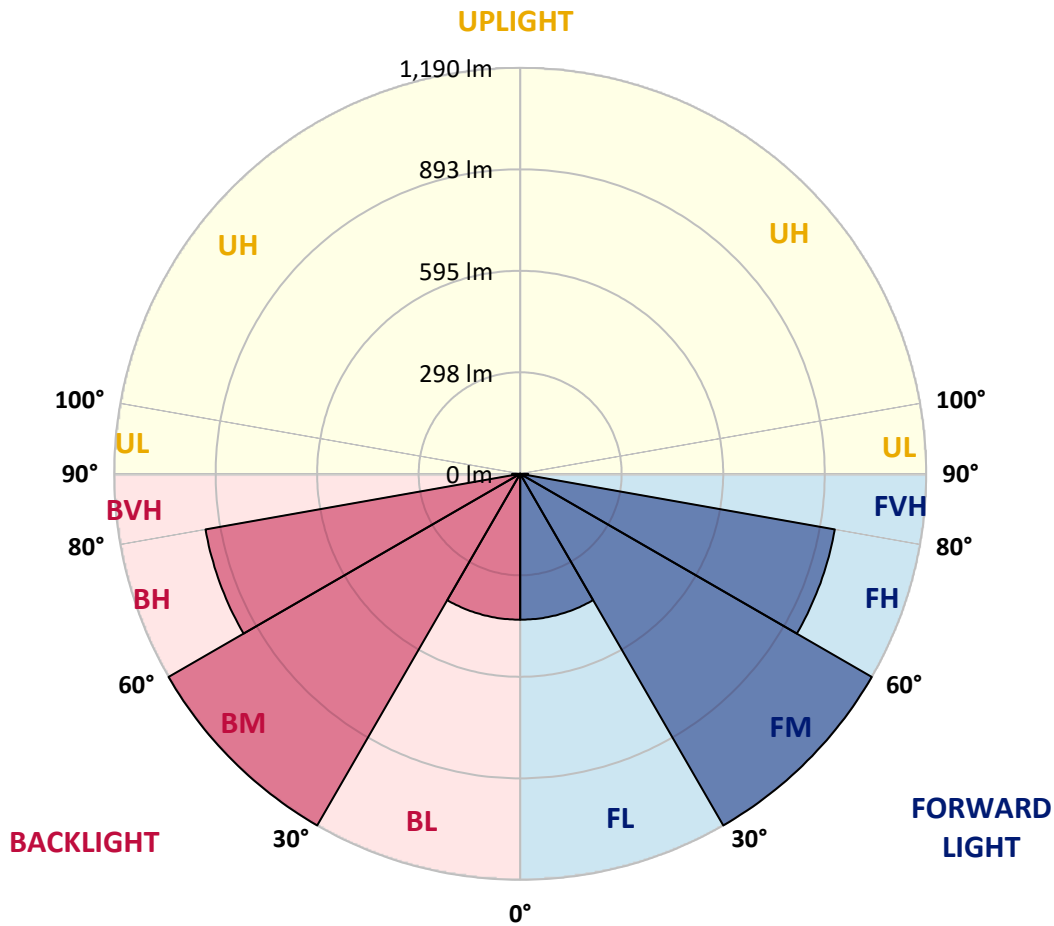
REPORT NUMBER: P939213
 CATALOG NUMBER: GALN-SB1C-950-U-T1

LUMINAIRE CLASSIFICATION SYSTEM LUMEN TABLE AND BUG RATING:

Zone	Lumens	% Fixture	Zone Rating/Lumen Limit		
			B	U	G
FL (0°-30°)	427.7	8.3			
FM (30°-60°)	1190.1	23.1			
FH (60°-80°)	936.6	18.2			G1/1800
FVH (80°-90°)	23.6	0.5			G1/100
BL (0°-30°)	427.7	8.3	B1/500		
BM (30°-60°)	1190.1	23.1	B2/2500		
BH (60°-80°)	936.6	18.2	B2/1000		G2/1000
BVH (80°-90°)	23.6	0.5			G1/100
UL (90°-100°)	0.0	0.0		U0/0	
UH (100°-180°)	0.0	0.0		U0/0	

BUG Rating: B2-U0-G2

Type I Short



REPORT NUMBER: P939213

CATALOG NUMBER: GALN-SB1C-950-U-T1

CANDELA DISTRIBUTION (FULL):

	0°	5°	15°	25°	35°	45°	55°	65°	75°	85°
0°	963.5	963.5	963.5	963.5	963.5	963.5	963.5	963.5	963.5	963.5
2.5°	964.3	965.4	965.4	964.5	966.5	964.8	964.8	964.0	964.8	964.0
5°	969.2	970.6	971.1	970.9	973.3	971.9	971.9	970.9	971.1	970.3
7.5°	978.5	980.4	981.5	982.9	986.5	984.8	983.7	980.4	979.1	976.9
10°	981.5	983.7	987.3	994.4	1002.6	1002.9	999.6	991.4	985.1	980.2
12.5°	972.2	975.2	982.6	997.2	1015.5	1022.9	1017.7	1004.0	991.7	982.9
15°	960.4	963.7	975.0	996.9	1024.0	1041.3	1040.7	1022.6	1002.9	989.2
17.5°	942.1	945.4	961.5	992.2	1030.6	1059.1	1066.8	1048.1	1020.4	1002.1
20°	908.9	911.9	934.4	977.4	1032.8	1078.0	1098.0	1081.6	1047.0	1022.1
22.5°	865.9	870.6	896.9	951.9	1027.6	1097.7	1133.6	1122.4	1078.0	1043.5
25°	819.9	824.8	855.5	920.7	1014.1	1112.0	1175.8	1168.7	1113.1	1070.0
27.5°	780.1	785.3	818.8	889.7	993.3	1117.5	1217.5	1221.0	1155.5	1099.4
30°	748.9	753.8	789.5	864.8	966.5	1112.0	1253.9	1278.6	1198.8	1124.9
32.5°	714.6	720.9	758.5	834.4	934.7	1098.8	1285.7	1340.8	1249.0	1152.3
35°	671.3	677.1	716.6	792.7	893.0	1077.7	1312.3	1409.8	1320.8	1193.9
37.5°	618.7	624.2	663.4	740.7	851.7	1048.1	1332.6	1487.7	1406.3	1253.9
40°	565.9	571.1	607.8	682.6	802.1	1010.3	1339.7	1563.8	1504.4	1336.4
42.5°	517.3	522.0	555.7	625.3	746.4	962.1	1330.4	1630.1	1592.3	1393.9
45°	472.7	476.8	506.7	571.6	688.6	903.4	1302.4	1701.4	1697.0	1435.0
47.5°	421.7	425.8	456.8	519.5	630.8	834.7	1255.0	1771.5	1842.5	1528.2
50°	359.5	363.1	394.9	459.5	570.8	761.5	1189.2	1826.6	2026.1	1669.3
52.5°	285.8	289.6	320.6	385.3	499.5	682.9	1102.7	1862.5	2238.2	1875.4
55°	212.6	215.4	242.2	300.3	411.3	593.3	994.1	1872.7	2478.8	2157.1
57.5°	154.3	155.9	173.2	216.5	311.8	481.2	862.3	1846.3	2765.1	2518.2
60°	125.0	125.5	130.7	149.9	216.7	354.6	703.1	1755.9	3075.9	2983.8
62.5°	113.4	113.4	114.8	120.0	146.6	234.0	510.5	1568.5	3409.1	3572.1
65°	105.5	105.5	106.0	108.5	115.6	149.1	322.2	1263.2	3689.9	4261.3
67.5°	98.4	98.6	98.4	99.2	103.3	110.2	186.9	872.5	3841.2	4975.4
70°	91.0	91.5	90.2	90.2	93.4	93.7	117.0	478.4	3715.7	5573.8
72.5°	82.2	83.0	80.8	80.3	82.8	81.7	88.0	229.6	3190.1	5752.5
75°	74.5	75.6	70.7	69.3	69.3	68.5	71.5	117.8	2070.5	4692.6
77.5°	67.7	69.9	61.9	57.5	56.4	54.0	58.4	72.1	905.6	2203.1
80°	55.9	58.9	51.0	45.8	43.8	41.1	46.0	50.4	269.4	511.6
82.5°	41.7	43.0	36.2	32.6	31.0	29.0	34.5	35.1	87.7	181.1
85°	26.6	27.1	22.2	19.2	18.4	17.5	21.9	19.2	33.4	133.2
87.5°	9.3	10.7	8.5	7.7	8.2	6.9	10.1	5.8	9.3	94.0
90°	0.0	0.0	0.0	0.0	0.0	0.0	0.0	0.0	0.0	0.0

(END C

90°

963.5
964.0
970.3
976.9
979.3
981.5
987.0
999.1
1017.4
1037.2
1061.3
1090.1
1111.4
1135.3
1175.0
1228.7
1309.5
1359.4
1388.5
1474.5
1601.9
1792.4
2053.2
2387.5
2819.1
3351.5
3982.3
4674.2
5494.6
5960.7
5019.2
2157.4
489.9
204.7
193.5
116.5
0.0

OF REPORT)